

Organisation/ School Name:		SE ANNE'S RC PRIMARY SCHOOL BIRMINGHAM	
Team Name (optional)			
Student First Name	Student Last Name	Age	Campaign materials included e.g. saving energy poster, fast fashion article
ZAYNAH	THOMPSON	7	1. CAMPAIGN POSTER
			Additional campaign materials:
			2. INSTRUCTIONAL PDF
			3. CHALLENGE SUMMARY SHEET

Briefly explain your campaign material(s) and how they are intended to raise awareness of the issues around saving money and protecting the environment?

My campaign material is making something new and unique out of old clothes. I have made a bag out of old jeans that would have been thrown away. If people upcycled even a few items this would make less waste and not so much stuff would go to landfills. Also if you made my jean bag instead of buying one you would save money.

What is your chosen issue? And why did you choose this issue?

My chosen issue is upcycling fashion. I've chosen this issue because everyday, people throw away large amounts of clothing when they could make things out of them. When lockdown started I missed shopping for new clothes but then I started looking at all the things that didn't fit or were old and I used 12 of my old T-shirts to make a blanket. It saved my mom some money because she didn't have to buy me one and I got a one of a kind blanket.

What small changes can you make to save money and protect the environment?

I can shop at charity shops to make new things. I can use social media so people can see how easy it is to upcycle and try to get them to do the same. This will save your money and not make waste.

If your entry was to win the Young Money Challenge, how would you spend your prize voucher in a way that supports responsible consumerism?

I would spend it on things you need not on things you want.

JEAN CYCLE

The UK produces around 1 million tonnes of textile waste a year.




Turn your Drab Jeans into a fab bag



- 1. Jeans
- 2. Belts optional

Go from this



to this



Ta dah!! ❤️

In 1 year discarded clothing would fill Wembley stadium.

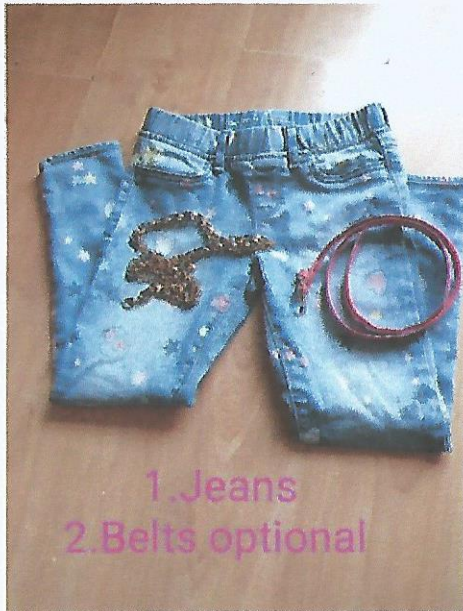




JEANS - CYCLE

Learn how to make things out of scrap

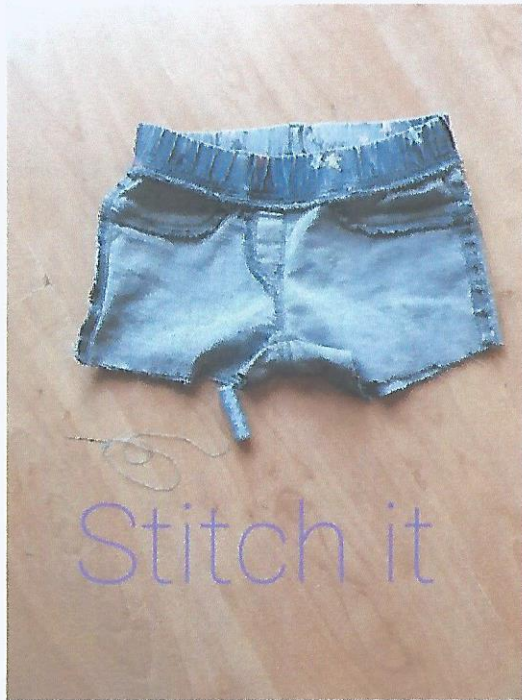
By Zaynah Thompson



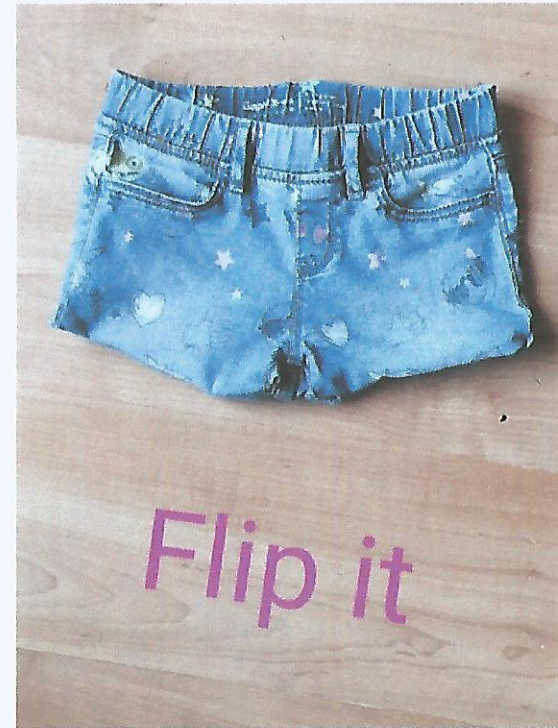
First get an old pair of jeans and belt if you want to accessories



Cut the top part to make shorts.



Stich the bottom part of the shorts so there is no holes. Turn the shorts the right way out



Cut six strips from the leg part of the jeans



Plait the strips to make one long bag strap



Sew the straps to the shorts and put a belt on for decoration. Enjoy your bag