



# ROUTE TO SUCCESS

## KEY FEATURES:

- Suitable for 13-19 year olds
- Personalised future budget
- Interactive activities & video scenarios
- 1.5 - 2 hours to complete
- Personalised certificate on completion
- Track student's progress online

## COURSE CONTENT:

By progressing through these units, students will consider their personal hopes and dreams for the future. They will find out about the **cost of living** and explore ways to **budget** and manage their future earnings, before looking at possible career options.

Through this, they can start to understand the skills necessary to make a successful transition to the next stage of life and future employment.

Students will also get the opportunity to think about the **study options and pathways** open to them and how these can be financed. An action plan will be created to help them achieve their goals and find out about where to go for further information and support.

**Following the course, students will be equipped to make informed decisions about the right route to success for them.**

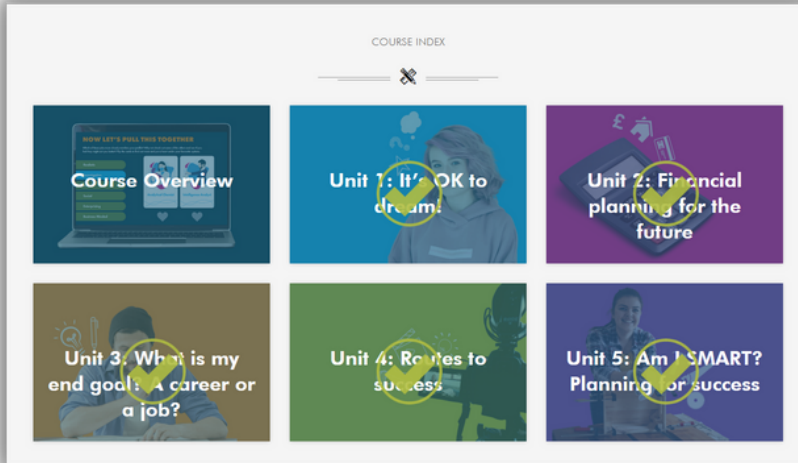
**YE Learning Zone is home to Young Enterprise's online courses for students. This course will equip students with the skills and knowledge needed to navigate their future options.**



Contributes towards Gatsby Benchmarks of Good Careers Guidance:

1. Stable careers programme
2. Learning from labour market information
5. Encounters with employers & employees

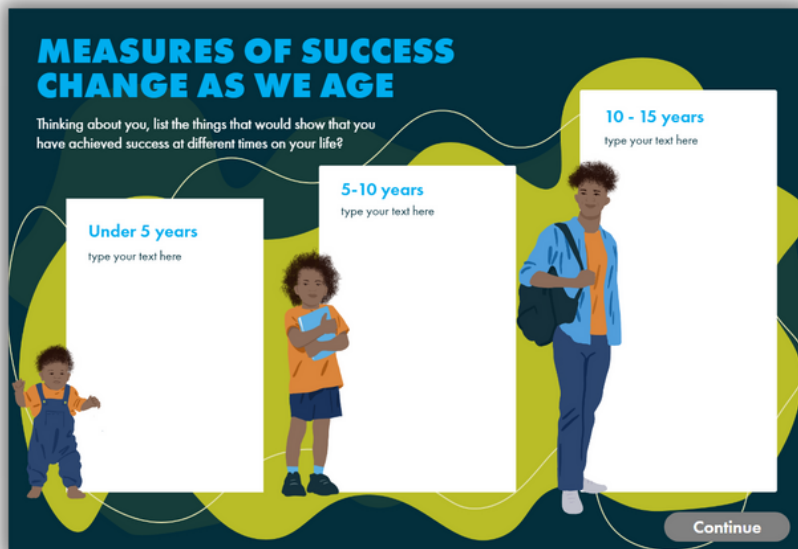
## Course page



This is the course navigation page. Units which have been completed will be displayed with a tick over them.

Once students have completed all 5 units, they will be able to fill in their final survey and access their certificate.

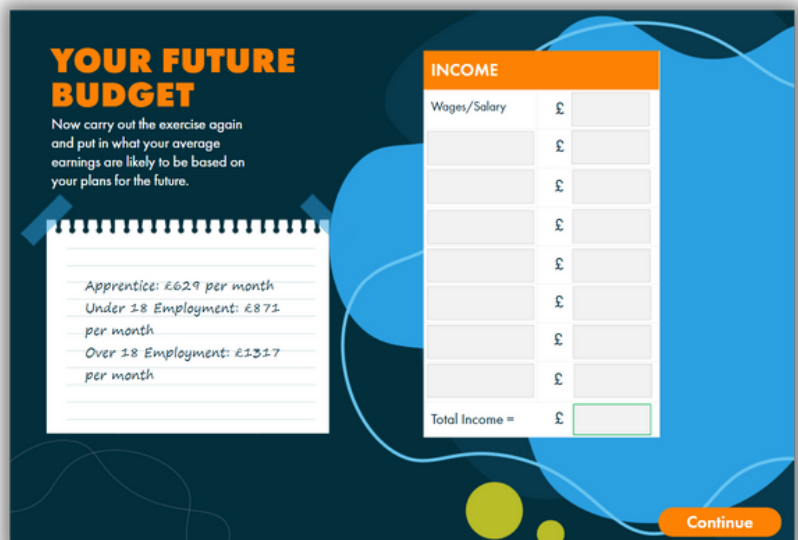
## Unit 1



### Unit 1: It's OK to dream!

In the first unit, students think about what success means to them and how they would measure it. They explore the skills and qualities they have and learn how to provide evidence of these.

## Unit 2



### Unit 2: Financial planning for the future

In unit two, students learn about committed and discretionary spending, minimum wages, tax and national insurance. They will first create a budget based on a case study, before building a realistic cost of living budget for their own future plans.

## Unit 3

**NOW LET'S PULL THIS TOGETHER**

Which of these jobs more closely matches your profile? Why not check out some of the others and see if you feel they might suit you better? Flip the cards to find out more and put a heart under your favourite options.

- Realistic
- Investigative
- Artistic
- Social
- Enterprising
- Business Minded

Personal Trainer      Teacher

Continue

### Unit 3: What is my end goal?

In the third unit, students learn the difference between a job and a career, and do a personality test to get an idea of what kind of work might be best suited to them.

## Unit 4

Click on the person to watch the video.

Continue

### Unit 4: Routes to success

Unit four explores the options open to young people aged 16 to 18, such as apprenticeships, internships and further education. They hear advice from other young people who have taken these routes.

## Unit 5

**WHAT COULD THE STUDENT HAVE DONE DIFFERENTLY?**

How about a 'SMART plan'? A SMART action plan is:

**SPECIFIC**  
**MEASURABLE**  
**ATTAINABLE**  
**RELEVANT**  
**TIMEBOUND**

**MEASURABLE**  
Where is the finish line? Is it a Yes/No?  
A number achieved?

These principles will be relevant to you whether you are planning for something personal in a few months' time or a career goal to be achieved in 10 years' time.

Continue

### Unit 5: Am I SMART? Planning for success


In the final unit, students learn all about SMART planning and how to prepare and respond to difficulties and changes when planning for the future.

# Certificates

**Student Completion Report**

- Select Course -   - Select Class -   - Select Academic Year -

Reports section: Filter by course, class or year to find a particular student's certificate.

Name	Year group	Class	Course	Download Certificate
Jack Marshall		10C		



The certificate features a decorative header with green and blue geometric shapes. It includes the logos for 'Y2 route to success' and 'Y2 YOUNG enterprise'. The main text reads: 'CERTIFICATE OF COMPLETION', 'Congratulations STEWART BURTON', 'You have successfully completed ROUTE TO SUCCESS', and 'Date: 14/09/2022'. Below this, it lists learning outcomes: 'We hope that you have enjoyed your experience! Along the way, you will have learnt about: - Budgeting and managing your future earnings - Highlighting your personal skills and strengths, considering where these can lead you - Exploring study options and pathways, to begin planning for your career - Action planning using SMART targets - How to use resources to research career opportunities'.

A student's certificate will become available once they have completed all 5 units.

The student will see a draft copy of their certificate on the course page.

Their personalised certificate will appear on the Reports section of the School Admin / Teacher account for download.